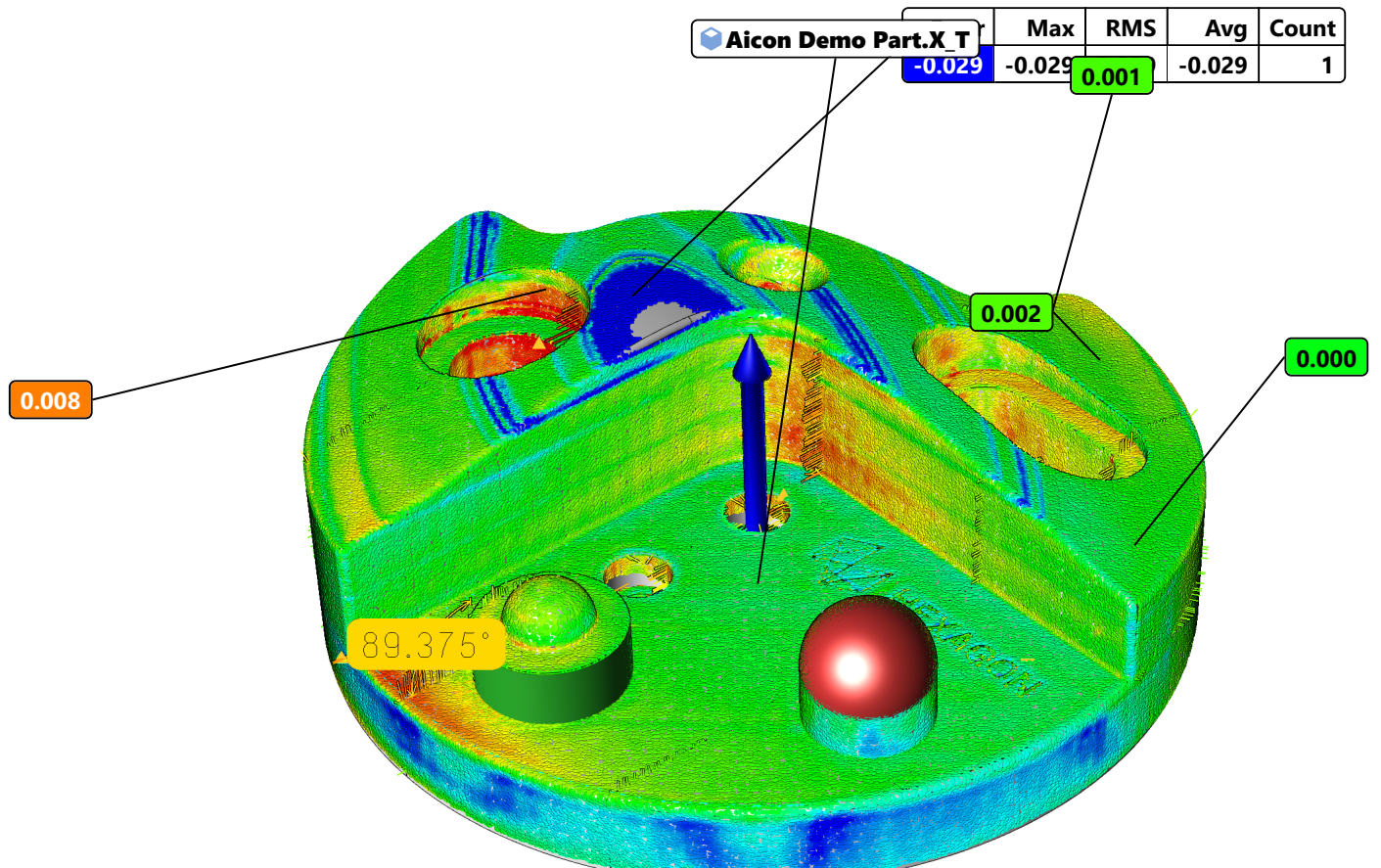


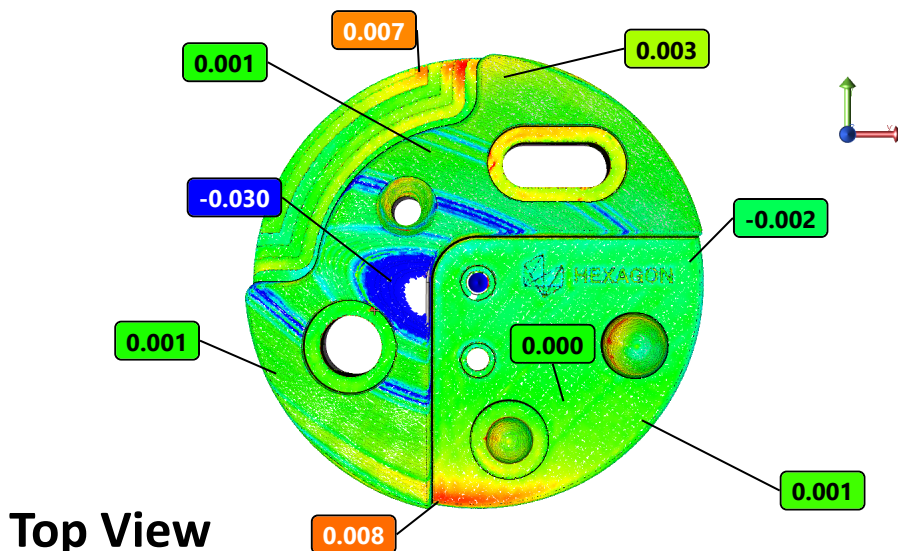
Inspection Report

Aicon Demo Part
 Inspected By: **aasdas**
 Serial Number: **234**



3/9/2020

Comparison1 (Aicon Demo Part.X_T to Aicon Demo Point Cloud.csv)			
Statistic	Value	Tol	Amt Out
Abs Max	0.051	± 0.005	0.046
Max	0.051		
Min	-0.045		
RMS	0.005		
Count	185,101		



Plane1 (Plane)					
Criteria	Nominal	Actual	Deviation	Tolerance	Amt Out
Angle Between	0.000	0.132	0.132	± 1.000	
Max Fit Error	0.000	0.005	0.005	± 0.005	

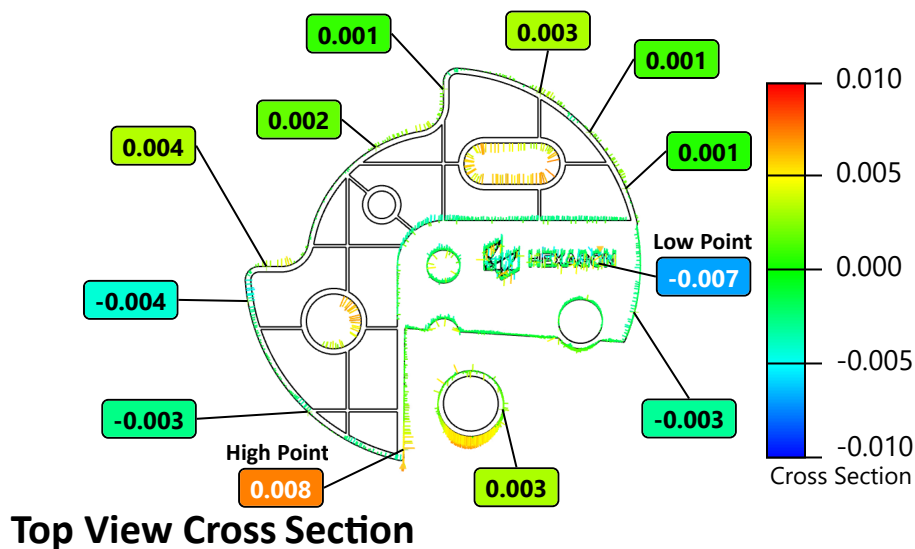
Frame Circle (Circle)					
Criteria	Nominal	Actual	Deviation	Tolerance	Amt Out
Center X	0.000	0.000	0.000	± 0.005	
Center Y	0.000	-0.001	-0.001	± 0.005	
Center Z	0.591	0.589	-0.002	± 0.005	
Diameter	0.472	0.460	-0.012	± 0.005	-0.007
Circularity	0.000	0.005	0.005	0.005	
Max Fit Error	0.000	0.003	0.003	± 0.005	

Circle2 (Circle)					
Criteria	Nominal	Actual	Deviation	Tolerance	Amt Out
Center X	0.000	0.000	0.000	± 0.005	
Center Y	-0.984	-0.984	0.000	± 0.005	
Center Z	0.591	0.589	-0.001	± 0.005	
Diameter	0.472	0.460	-0.012	± 0.005	-0.007
Circularity	0.000	0.004	0.004	0.005	
Max Fit Error	0.000	0.003	0.003	± 0.005	

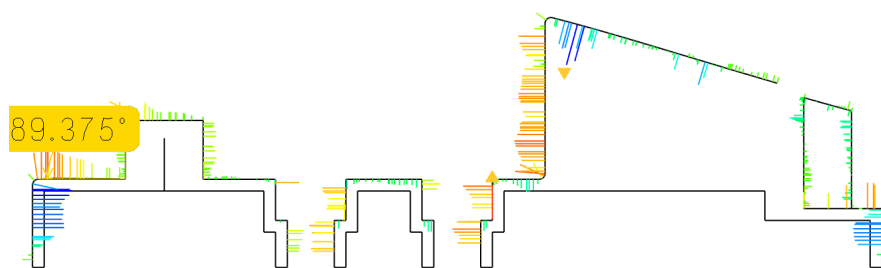
Top Sphere (Sphere)					
Criteria	Nominal	Actual	Deviation	Tolerance	Amt Out
Center X	1.969	1.965	-0.003	± 0.005	
Center Y	-0.787	-0.786	0.002	± 0.005	
Center Z	0.984	0.982	-0.002	± 0.005	
Diameter	0.787	0.793	0.006	± 0.005	0.001
Max Fit Error	0.000	0.006	0.006	± 0.005	0.001

Cylinder1 (Cylinder)					
Criteria	Nominal	Actual	Deviation	Tolerance	Amt Out
Diameter	0.945	0.946	0.001	± 0.005	
Cylindricity	0.000	0.005	0.005	0.005	0.000
Max Fit Error	0.000	0.003	0.003	± 0.005	

Cross Section (Cross Section Analysis, Tolerance: ± 0.005)					
Section Name	Points	Min	Max	RMS	Abs Error
Section1	4923	-0.007	0.008	0.002	0.008
Section2	206	-0.007	0.009	0.004	0.009
Section3	404	-0.011	0.009	0.004	0.011
Section4	228	-0.008	0.013	0.004	0.013



Top View Cross Section



Section A-A



Frame Circle (Circle)

Criteria	Nominal	Actual	Deviation	Tolerance	Amt Out
Center X	0.000	0.000	0.000	± 0.005	
Center Y	0.000	-0.001	-0.001	± 0.005	
Center Z	0.591	0.589	-0.002	± 0.005	
Diameter	0.472	0.460	-0.012	± 0.005	-0.007
Circularity	0.000	0.005	0.005	0.005	
Max Fit Error	0.000	0.003	0.003	± 0.005	